

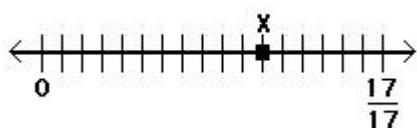
6th Math 1.2a

Name: _____

Class: _____

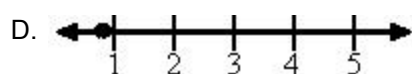
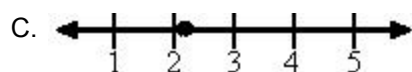
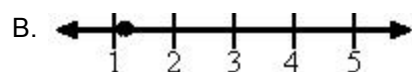
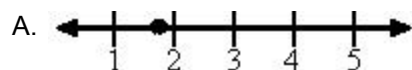
Date: _____

1. Point X is at what fraction?

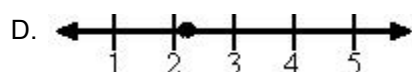
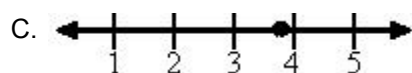
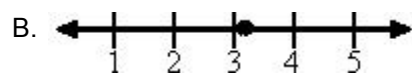


- A. 11
B. $\frac{6}{17}$
C. $\frac{11}{17}$
D. 6

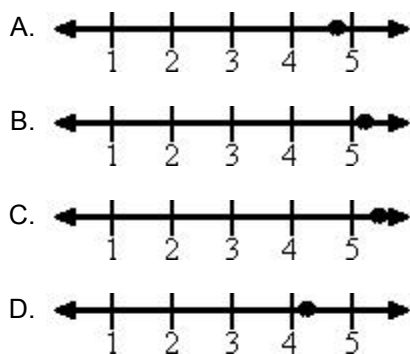
2. Which number line most closely shows the location of 1.7?



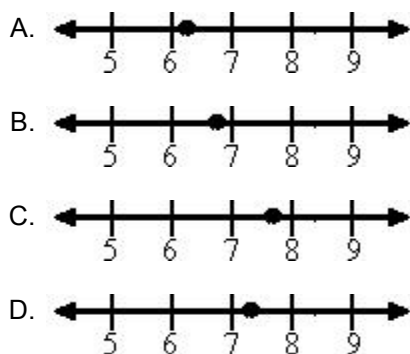
3. Which number line most closely shows the location of 2.8?



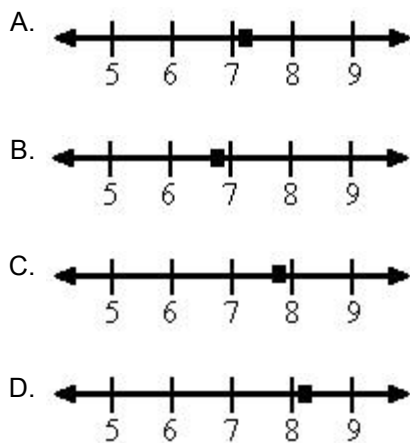
4. Which number line most closely shows the location of 4.2?



5. Which number line most closely shows the location of 7.6?

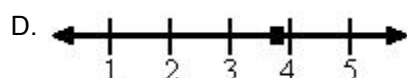
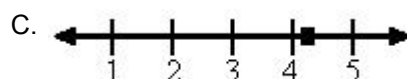
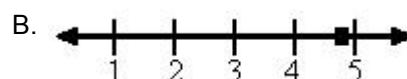
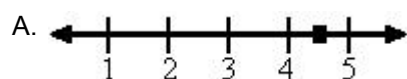


6. Which number line most closely shows the location of $7\frac{7}{8}$?



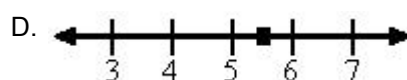
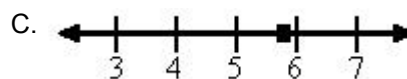
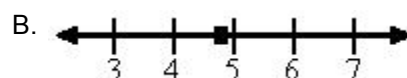
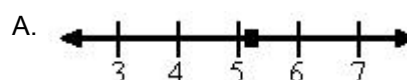
7.

Which number line most closely shows the location of $4\frac{3}{4}$?



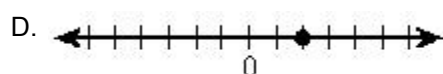
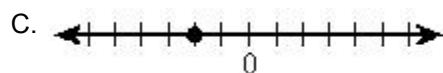
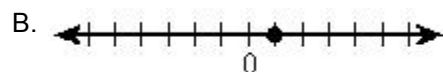
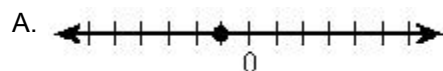
8.

Which number line most closely shows the location of $5\frac{8}{9}$?



9.

Which number line has a point at -1? Each section of the number line below represents one unit.



10. Which number line has a point at -4? Each section of the number line below represents one unit.

